

Nombre: \_\_\_\_\_

Apellido: \_\_\_\_\_

Asignación: Para Hacer Ahora - PHA

May 9th - May 13th

SIXTH

**Hoy es el nueve de mayo.**

**La meta: I can identify and translate hobbies vocabulary.**

*Write the Spanish translations of each verb.*

1. Movie - \_\_\_\_\_
2. Actress - \_\_\_\_\_
3. Portrait - \_\_\_\_\_
4. To applaud - \_\_\_\_\_
5. Popcorn - \_\_\_\_\_
6. Something - \_\_\_\_\_
7. Boring - \_\_\_\_\_

**Hoy es el diez de mayo.**

**La meta: I can conjugate piggy-back verbs and discuss pastimes.**

*Write the English translations of each verb.*

1. Empezar \_\_\_\_\_
2. Poder \_\_\_\_\_
3. Querer \_\_\_\_\_
4. Decidir \_\_\_\_\_
5. Visitar \_\_\_\_\_

**Hoy es el once de mayo.**

**La meta: I can answer questions about pastimes.**

*Conjugate the following verbs.*

1. Yo \_\_\_\_\_ (decidir)
2. María \_\_\_\_\_ (poder)
3. Julia \_\_\_\_\_ (empezar)
4. Juan \_\_\_\_\_ (ir)
5. Miguel \_\_\_\_\_ (visitar)

**Hoy es el doce de mayo.**

**La meta: I can use affirmative and negative words to discuss pastimes.**

*Match the word with the translation.*

- |                  |              |
|------------------|--------------|
| _____ 1. Algo    | A. Always    |
| _____ 2. Alguien | B. Never     |
| _____ 3. Siempre | C. Sometimes |
| _____ 4. A veces | D. Nothing   |
| _____ 5. Nada    | E. Nobody    |
| _____ 6. Nadie   | F. Someone   |
| _____ 7. Nunca   | G. Something |

Hoy es el trece de mayo.

**La meta:** I can read a chapter in a Spanish chapter book and answer questions.

*Write the genre of each movie.*

1. The Lion King \_\_\_\_\_
2. E.T. \_\_\_\_\_
3. Annie \_\_\_\_\_
4. The Notebook \_\_\_\_\_
5. Harry Potter \_\_\_\_\_

**Al fin**

**lunes:** *Write down 3 words you already know from our new vocabulary list.*

1. \_\_\_\_\_
2. \_\_\_\_\_
3. \_\_\_\_\_

**martes:** *List a movie title you like for the following genres.*

1. La comedia \_\_\_\_\_
2. La película de animación \_\_\_\_\_

**miércoles:** *Circle the mistake.*

Nosotros queremos bailamos.

**jueves:** *Write the opposite of each word in below in Spanish.*

Algo \_\_\_\_\_ Alguien \_\_\_\_\_

Siempre \_\_\_\_\_

**viernes:** *Write a fact about el Parque del Retiro*

\_\_\_\_\_


Nombre: \_\_\_\_\_ Apellido: \_\_\_\_\_

Fecha: \_\_\_\_\_

Clase: \_\_\_\_\_

Asignación: Crossword (CIA 7)

Complete the following crossword puzzle using your vocabulary sheet. Do not include el, la, los, las. There are no spaces in between words.



**ACROSS**

- 1 Statue
- 3 Audience
- 5 Painting
- 6 Concert
- 7 Movie theater
- 8 Seat
- 10 Popcorn
- 12 Comedy
- 13 Screen
- 15 Portrait
- 19 To last
- 20 Full of
- 21 Candy
- 22 Movie showing

**DOWN**

- 2 To applause
- 4 To line up
- 9 Artist
- 10 Western
- 11 People
- 12 Singer
- 14 Actress
- 16 Row
- 17 Museum
- 18 Ticket



## PIGGY-BACK VERBS

querer (e → ie)

Yo (I)		Nosotros (We)	
Tú (You) Usted (You)		Vosotros (All of you) Ustedes (All of you)	
Él(He) Ella (She)		Ellos/Ellas (They)	

empezar a (e → ie)

Yo (I)		Nosotros (We)	
Tú (You) Usted (You)		Vosotros (All of you) Ustedes (All of you)	
Él(He) Ella (She)		Ellos/Ellas (They)	

poder (o → ue)

Yo (I)		Nosotros (We)	
Tú (You) Usted (You)		Vosotros (All of you) Ustedes (All of you)	
Él(He) Ella (She)		Ellos/Ellas (They)	

In Spanish you \_\_\_\_\_ have 2 verbs in a sentence.

\_\_\_\_\_ verbs may be conjugated as long as they are not back-to-back. These must be separated with commas or words.

- Yo *miro* un DVD y *como* las palomitas.
- Yo *estudio*, *como* la cena, y *me ducho* todas las noches.

When \_\_\_\_\_ verbs are back-to-back, meaning one right after the other, then the \_\_\_\_\_ verb is left in the \_\_\_\_\_ form and is \_\_\_\_\_ conjugated.

- Yo quiero mirar un DVD.
- Tú puedes estudiar en casa.

1. I want to go to the movies.

---

2. You begin to watch the movie.

---

3. We can eat popcorn.

---

4. She wants to drink soda.

---

5. They can stand in line together (juntos).


---

Nombre: \_\_\_\_\_ Apellido: \_\_\_\_\_

Fecha: Es el \_\_\_\_\_ de \_\_\_\_\_

Asignación: Tarea: Piggy-back Verbs Practice #1

Look at the pictures and writing prompts below. Then write 2 sentences about each picture, 1 using 1 verb AND 1 using 2 verbs.



1. Ellos/mirar una película

1 verb \_\_\_\_\_

Poder \_\_\_\_\_



2. Ella/comer las palomitas

1 verb \_\_\_\_\_

Querer \_\_\_\_\_



3. Tú/comprar las entradas

1 verb \_\_\_\_\_

Querer \_\_\_\_\_



4. Nosotros/aplaudir mucho

1 verb \_\_\_\_\_

Poder \_\_\_\_\_



5. Ana y yo/mirar a los cuadros

1 verb \_\_\_\_\_

Querer \_\_\_\_\_

Nombre: \_\_\_\_\_ Apellido: \_\_\_\_\_

Fecha: Es el \_\_\_\_\_ de \_\_\_\_\_

Asignación: Tarea: Piggy-back Verbs Practice #2

Look at the pictures and writing prompts below. Then write 2 sentences about each picture, 1 using 1 verb AND 1 using 2 verbs.



1. La cantante/cantar una canción bonita

1 verb \_\_\_\_\_

Ir a \_\_\_\_\_



2. Ellos/ bailar a la música

1 verb \_\_\_\_\_

empezar a \_\_\_\_\_



3. Yo/beber la gaseosa

1 verb \_\_\_\_\_

querer \_\_\_\_\_



4. Yo/ir al museo

1 verb \_\_\_\_\_

poder \_\_\_\_\_



5. Tú/ir al cine.

1 verb \_\_\_\_\_

querer \_\_\_\_\_

Nombre: \_\_\_\_\_ Apellido: \_\_\_\_\_

## Oral CMQ #6 – Sixth Grade

1. **¿Qué cosas puedes ver en un museo, un cine o un concierto?**  
(What things can you see at a museum, a movie theater, or a concert?)
  - You should have **3 sentences**
  - Sentence Format: **En (place) yo puedo ver \_\_\_\_\_ y \_\_\_\_\_.**
  
2. **¿Qué cosas puedes hacer en un museo, un cine o un concierto?**  
(What things can you do at a museum, a movie theater or a concert?)
  - You should have **3 sentences**
  - Sentence Format: **En (place) yo puedo (something you can do).**

This is the grading scale that will be used to grade your responses during an ORAL CMQ. The highest score is a 5 and the lowest score is a 0.

### Oral Grading Scale

- |          |   |
|----------|---|
| <b>5</b> | Answer is nearly perfect.<br>The speaker uses as much vocabulary as possible.<br>Answer is descriptive and in depth.<br>A native speaker would be impressed with your ability.  |
| <b>4</b> | Answers question appropriately with minimal minor errors (ie: agreement, articles, word order). The speaker shows knowledge of the vocabulary topic at hand.<br>Answer given would be easily understood by a native speaker.          |
| <b>3</b> | Answers question appropriately, but with numerous minor errors.<br>The speaker's vocabulary is limited.<br>Answer given would be understood by a native speaker who has experience with language learners.                            |
| <b>2</b> | Incomplete answer.<br>Does not provide complete sentences; however, the information given does answer the question asked.<br>Minor errors are so numerous that a native speaker would have great difficulty understanding the answer. |
| <b>1</b> | Attempts to answer the question; however, the errors are so numerous that a native speaker would not be able to understand the answer.<br>Information given still relates to the question asked.                                      |
| <b>0</b> | No response is given or the information given does not answer the question that has been asked.   |



# Palabras Afirmativas

# Palabras Negativas

algo ( )

nada ( )

alguien ( )

nadie ( )

siempre ( )

nunca ( )

a menudo ( )

a veces ( )


- Algo está en la mesa.
- Alguien está cantando.
- Yo siempre completo mi tarea.
- A menudo yo voy al cine.

- Nada está en la mesa.
- Nadie está cantando.
- Tú nunca completas tu tarea.
- A veces tú vas al cine.

## Capítulo cinco: Berto y el parque precioso

En vez de ir a la escuela... En vez de jugar al fútbol... En vez de ir al Museo del Prado... En vez de ir a la pastelería... Paquita y yo podemos ir al Parque del Retiro.

El Parque del Retiro es muy famoso aquí en Madrid. Es como el Parque Central de Nueva York. Es grande y precioso. Sí, es un parque precioso.



Hay un lago y unos botes en el parque. Hay personas en los botes. Las personas están remando.<sup>1</sup> Los hombres están remando. Las mujeres están remando. Todos están remando. ¡Es muy divertido!<sup>2</sup>

Miro a Paquita y le digo:

—Paquita, quiero remar en el bote. Vamos a remar. ¡Es divertido!

—Sí. Es buena idea.

Paquita y yo subimos<sup>3</sup> a un bote. Es un bote enorme, rojo, verde, amarillo, blanco y negro. Es el bote perfecto para mí. Soy muy fuerte. Sí, soy más fuerte que Hércules. Puedo remar rápidamente porque soy tan fuerte.

Empiezo a remar. Estoy remando muy bien. Estoy remando como un profesional cuando de repente.<sup>4</sup> veo una rana.<sup>5</sup> Sí, veo una rana. Es una rana gigante y fea. La rana gigante y fea salta<sup>6</sup> una vez... salta dos veces... salta tres veces... salta y salta y salta. La rana gigante y fea salta a mi cara.

Grito<sup>7</sup> fuerte:

18

- 1 remar = to row
- 2 divertido = fun
- 3 subir = to climb
- 4 de repente = suddenly

- 5 la rana = frog
- 6 saltar = to jump
- 7 gritar = to shout
- 8 Sacaarrol = Holm 1

—¡AHHHHHHH! ¡Socorroooooooooooooooooo!<sup>8</sup>

La rana está en mi cara. ¡Es horrible! Salto y me caigo<sup>9</sup> del bote. Sí, me caigo del bote. Me caigo al lago. Ahora estoy en el lago. Estoy mojado. Toda mi ropa está mojada.<sup>10</sup> Mi camisa está mojada. Mis pantalones están mojados. Mis zapatos están mojados. Mis calcetines están mojados. Mi chaqueta está mojada. Todo está mojado. Sí, es verdad.



19

- 9 = to fall
- 10 = mojado = wet

Nombre: \_\_\_\_\_ Apellido: \_\_\_\_\_

Asignación: Actividad de Leer: *Berto y sus buenas ideas* -- Capítulo 5

**Answer the following questions in English based on Chapter 5 of *Berto y sus buenas ideas*.**

1. What is the title of Chapter 5? \_\_\_\_\_

2. What are the things that Berto has already tried to do according to the beginning of the Chapter?

- \_\_\_\_\_
- \_\_\_\_\_
- \_\_\_\_\_
- \_\_\_\_\_

3. What park is *el Parque de Retiro* compared to? \_\_\_\_\_

4. What do many people do at *el Parque de Retiro*? \_\_\_\_\_

5. Describe the boat that Berto and Paquita climb into:

- \_\_\_\_\_
- \_\_\_\_\_
- \_\_\_\_\_
- \_\_\_\_\_
- \_\_\_\_\_
- \_\_\_\_\_

6. Berto claims that he is as \_\_\_\_\_ as Hercules.

7. What animal does Berto encounter at the park? \_\_\_\_\_

8. Describe the animal: \_\_\_\_\_ & \_\_\_\_\_

9. What does the animal do? \_\_\_\_\_

10. As a result what happens to Berto? \_\_\_\_\_

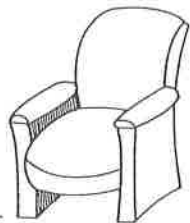
11. Name the clothing that Berto mentions:

- \_\_\_\_\_
- \_\_\_\_\_
- \_\_\_\_\_
- \_\_\_\_\_
- \_\_\_\_\_

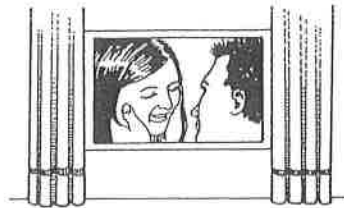
Nombre: \_\_\_\_\_ Apellido: \_\_\_\_\_

Asignación: Listening Activity #2 p. 68

A. You will hear a sentence. Match the sentence you hear with the correct picture. Place the number of the sentence under the picture. You will hear each statement twice.



\_\_\_\_\_




\_\_\_\_\_



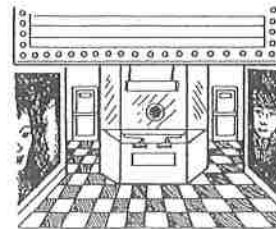
\_\_\_\_\_



\_\_\_\_\_



\_\_\_\_\_



\_\_\_\_\_