

Nombre: _____ Apellido: _____

Asignación: Para Hacer Ahora (11/2-11/6) (Sixth)

Es el dos de noviembre

La meta: Our goal is to begin our Unit 2 CMQ Project.

Fill in the CORRECT FORM of either SER or TENER.

1. Yo _____ cubana y americana.
2. Ellos _____ el pelo liso y negro.
3. Tú _____ bajo y calvo.
4. Nosotros _____ amables y generosos.
5. Ella _____ las gafas y las pecas.

Es el tres de noviembre

Las metas: Our goals are to answer an Oral CMQ and to work on our Unit 2 CMQ Project.

Write the Spanish word for each English word given.

1. curly hair _____
2. braces _____
3. freckles _____
4. beard _____
5. scar _____

Es el cuatro de noviembre

Las metas: Our goals are to answer an Oral CMQ and to work on our Unit 2 CMQ Project.

Read each statement about Perú. Circle C for Cierto or F for Falso.

- | | | |
|--|---|---|
| 1. Peru is known for its handicrafts. | C | F |
| 2. Perú is a democratic republic. | C | F |
| 3. The <i>Selva</i> region is a tropical region. | C | F |
| 4. The currency is the <i>Nuevo sol</i> . | C | F |
| 5. <i>Ceviche</i> is a dish made from pork. | C | F |

Es el cinco/seis de noviembre

Las metas: Our goals are to answer an Oral CMQ and to work on our Unit 2 CMQ Project.

Write the **OPPOSITE** of each word in SPANISH.

1. simpático _____
2. delgado _____
3. joven _____
4. perezoso _____
5. serio _____

Al FIN

Each day we will complete an "Al Fin" to wrap up class.

LUNES: Which project did you choose and why? Circle one and **explain**.

Todo Sobre Mi Amigo Sobre Todo Yo _____

MARTES: What's the **NEXT** thing you will do for your project?

Todo Sobre Mi Amigo : Complete Final Copy Discuss Props Practice lines/actions

Sobre Todo Yo : Complete Final Copy Begin drawing Label & Color

MIÉRCOLES: Write one sentence from your project in Spanish.

JUEVES/VIERNES: What do you need to do to be ready to present on Tuesday, November 9th?

Todo Sobre Mi Amigo : Bring in props Memorize lines Practice lines/actions

Sobre Todo Yo : Finish picture Memorize lines Practice lines/

Nombre: _____ Apellido: _____

La fecha: Es el _____ de _____

Asignación: Tarea-Ser/ Tener Writing Practice

Below you will see 4 pictures. Write one sentence about each picture using SER and one sentence using TENER.


1.



SER sentence: _____

TENER sentence: _____

2.




SER sentence: _____

TENER sentence: _____




3.



SER sentence: _____

TENER sentence: _____

4.



SER sentence: _____

TENER sentence: _____



iTodo Sobre Mi Amigo (a)!

Nombre: _____

You will complete the following graphic organizer by conducting an interview of your partner. You will record the answers that your partner gives and then your partner will interview you. You will each present by saying what you have learned about your partner; while, your partner acts out or in some way "demonstrates" what you have said about him/her.

Rough Copy _____ / 7 points

Turned in on time with neat handwriting & few errors errors. Points will be deducted for lateness and sloppiness, spelling mistakes, missing punctuation, or other errors.

Interview _____ / 4 points

You and your partner conduct the interview entirely in Spanish. When answering questions you speak slowly and repeat so that your partner has time to write down your answer.

Writing-Final Copy _____ / 14 points

You will receive 2 points for every sentence that does not have an error. 1 point for sentences with minor errors. 0 points for numerous errors or missing work.

Presentation:

The following things have been included in your presentation. You have demonstrated all of the check-marked items below by showing, pointing, use of props, or acting. You are responsible to demonstrate this while your partner is speaking about you.

✓ 3 physical traits _____ / 3 points

✓ 3 personality traits _____ / 3 points

✓ eyes _____ / 1 points

✓ hair _____ / 1 points

✓ miscellaneous _____ / 1 points

✓ age _____ / 1 points

✓ all nationalities _____ / 1 points

Presentation

• **Memorization** _____ / 14 points

You will receive 2 points for every sentence that does not have an error. 1 point for sentences with minor errors. 0 points for numerous errors, peeking, or reading your lines.

• **Pronunciation** _____ / 2 points

You pronounce all words accurately.

• **Acting** _____ / 2 points

Your action clearly demonstrate what is being said about you.

• **Volume** _____ / 2 points

You speak loud and clear. Everyone can hear you.

• **Eye Contact** _____ / 2 points

You make eye contact with your audience. You do not cover your face, stare at the floor, or face the board.

• **Fluency** _____ / 2 points

It is clear that you have practiced this presentation. You stand still and your lines come easily because you have practiced.

Total _____ / 60 points

Conduct the following interview by asking the questions below to your partner in Spanish. Your partner will answer the question in Spanish and will repeat the answer as many times as it takes for you to write it down.

1. Q: *¿Cómo eres tú?*

A: *Yo soy....*

(Name) → _____ es _____,
_____ y _____.

(include 3 physical traits).

2. Q: *¿Cómo es tu personalidad?*

A: *También yo soy....*

También (Name) → _____ es _____,
_____ y _____.

(include 3 personality traits).

3. Q: *¿De qué color son los ojos?*

A: *Yo tengo los ojos....*

(Él / ella) → _____ tiene _____.

(describe eyes).

4. Q: *¿Cómo es el pelo?*

A: *Yo tengo el pelo....*

(Él / ella) → _____ tiene _____ y _____.

_____ **(list 2 descriptions for hair).**

5. Q: *¿Tienes algo más?*

A: *Yo tengo....*

Además (Él / ella) → _____ tiene _____.

(tell at least 1 more thing your friend has).

6. Q: *¿Cuántos años tienes?*

A: *Yo tengo ___ años.*

(Él / ella) → _____ tiene _____ años. **(age)**

7. Q: *¿De qué nacionalidad eres?*

A: *Yo soy...*

(Él / ella) → _____ es _____.

_____ **(nationalities)**

Nombre: _____ Apellido: _____
Copia Final – Todo Sobre Mi Amigo(a)

1. _____

2. _____

3. _____

4. _____

5. _____

6. _____

7. _____

8. _____



iSobre Todo Yo!

Nombre: _____

You will complete the following graphic organizer about yourself and then create a caricature that represents what you have included about yourself. You will hand in the rough copy for corrections before you write your final copy and create your poster. You will be responsible for presenting your poster to the class. You will be graded by the following rubric.

Rough Copy _____ / 7 points Turned in on time with neat handwriting & no errors errors. Points will be deducted for lateness and sloppiness, spelling mistakes, missing punctuation, or other errors.

Vocabulary Usage _____ / 4 points You have used a wide range of appropriate vocabulary and have no repeats. You have used new phrases from the vocabulary sheet to describe things you have.

Writing-Final Copy _____ / 14 points You will receive 2 points for every sentence that does not have an error. 1 point for sentences with minor errors. 0 points for numerous errors or missing work.

Illustration: You have included the following in your artwork. Your artwork is labeled appropriately and correctly. Your artwork is colorful.

- **3 physical traits** _____ / 3 points _____
- **3 personality traits** _____ / 3 points _____
- **eyes** _____ / 1 points _____
- **hair** _____ / 1 points _____
- **miscellaneous** _____ / 1 points _____
- **age** _____ / 1 points _____
- **all nationalities** _____ / 1 points _____

Presentation

• **Memorization** _____ / 14 points You will receive 2 points for every sentence that does not have an error. 1 point for sentences with minor errors. 0 points for numerous errors, peeking, or reading your lines.

• **Pronunciation** _____ / 2 points You pronounce all words accurately.

• **Showing Poster** _____ / 2 points You clearly present your poster so that the whole class can see it and point to show what you are talking about.

• **Volume** _____ / 2 points You speak loud and clear. Everyone can hear you.

• **Eye Contact** _____ / 2 points You make eye contact with your audience. You do not cover your face, stare at the floor, or face the board.

• **Fluency** _____ / 2 points It is clear that you have practiced this presentation. You stand still and your lines come easily because you have practiced.

Total _____ / 60 points _____

**Complete the following sentence by filling in
the blanks with the correct information.**

1. Yo soy _____ y
_____ (include 3 physical traits).

2. También yo soy _____ y
_____ (include 3 personality traits).

3. Yo tengo _____ (describe
your eyes).

4. También yo tengo el pelo _____ y _____. (list 2
descriptions for your hair).

5. Además yo tengo _____ (tell at least 1 more thing you have).

6. Yo tengo _____ años. (tell your age).

7. Yo soy _____ (tell your
nationalities).

Nombre: _____

Apellido: _____

Es el _____

de _____

Asignación: Tarea- Reading and Illustrating

Read the following descriptions, then draw an appropriate picture of each person described. Stick figures are OK! Be sure to illustrate the underlined words in each description!

Elena es muy alta. Tiene el pelo largo y rizado. Tiene las gafas y las pecas. Ella es delgada y bonita.

José es viejo. Él es calvo y tiene una barba larga. El es gordo y bajo. Tiene un lunar grande en la cara.

Sara es mediana. Ella tiene el pelo corto y liso. Ella tiene los ojos grandes. Ella es muy inteligente.

Miguel es muy ordenado. Él tiene un bigote rizado y el pelo largo y liso. Él tiene una cicatriz en su cara.