

Nombre: \_\_\_\_\_ Apellido: \_\_\_\_\_

Asignación: Para Hacer Ahora (9/28-10/2) (Fifth)

**Es el veintiocho de septiembre**

**Las metas: Our goals are to practice using Subject pronouns and to review vocabulary.**

*Fill in the blanks with the Subject Pronoun in Spanish.*

1. I \_\_\_\_\_
2. You \_\_\_\_\_
3. He \_\_\_\_\_
4. She \_\_\_\_\_
5. We \_\_\_\_\_

**Es el veintinueve de septiembre**

**Las metas: Our goals are to review Subject Pronouns & to learn how to conjugate ALL present-tense verbs.**

*Match each word on the left with the correct Subject Pronoun on the right.*

- |  |             |
|--|-------------|
| 1. Jaclyn & Maria _____                    | A. Nosotros |
| 2. Marco and I _____                       | B. Ellos    |
| 3. José & Ed _____                         | C. Tú       |
| 4. You (talking to the President) _____    | D. Ellas    |
| 5. You (talking to your best friend) _____ | E. Usted    |

**Es el treinta de septiembre**

**La meta: Our goal is to practice conjugating present-tense verbs in Spanish.**

*Conjugate the verb in parentheses. The first one has been done as an example.*

1. Elena **describe** las chancletas. (describir)
2. Yo \_\_\_\_\_ las botas en el invierno. (llevar)
3. Nosotros \_\_\_\_\_ llevar un traje de baño a la playa. (decidir)
4. Tú \_\_\_\_\_ llevar un abrigo cuando hace frío. (necesitar)
5. Ellos \_\_\_\_\_ llevar las gafas de sol hoy. (deber)

Es el primero de octubre

Las metas: Our goals are to practice conjugating verbs and review the clothing vocabulary.

*Conjugate the verb in parentheses. Pay attention to the endings!*

1. Yo \_\_\_\_\_ los aretes. (necesitar).
2. José \_\_\_\_\_ los tenis. (llevar).
3. Tú \_\_\_\_\_ llevar los guantes. (deber)
4. Ellas \_\_\_\_\_ la ropa. (usar)

Es el dos de octubre

Las metas: Our goals are to practice conjugating verbs and review the clothing vocabulary.

*Conjugate the verb in parentheses. Pay attention to the endings!*

1. Ellos \_\_\_\_\_ llevar los tenis. (deber)
2. Ud. \_\_\_\_\_ la ropa nueva. (llevar)
3. Ana \_\_\_\_\_ el pañuelo. (usar)
4. Tú \_\_\_\_\_ llevar la camisa. (decidir)

**AI FIN**

*Each day we will complete an "Al Fin" to wrap up class.*

**LUNES:** *Fill in the Subject Pronoun in Spanish.*

Eduardo y yo: \_\_\_\_\_

**MARTES:** *Fill in the endings for NOSOTROS for each type of verb below.*

-Ar \_\_\_\_\_ -Er \_\_\_\_\_ -Ir \_\_\_\_\_

**MIÉRCOLES:** *Conjugate the verb for the given subject, then write the vocabulary word in SPANISH.*


Marco \_\_\_\_\_ (llevar) \_\_\_\_\_ (the sneakers).

**JUEVES:** *Translate the sentence below into SPANISH!*

I wear the dress and blouse. \_\_\_\_\_

**VIERNES:** *Fill in the color below in SPANISH to make it AGREE with the noun!*

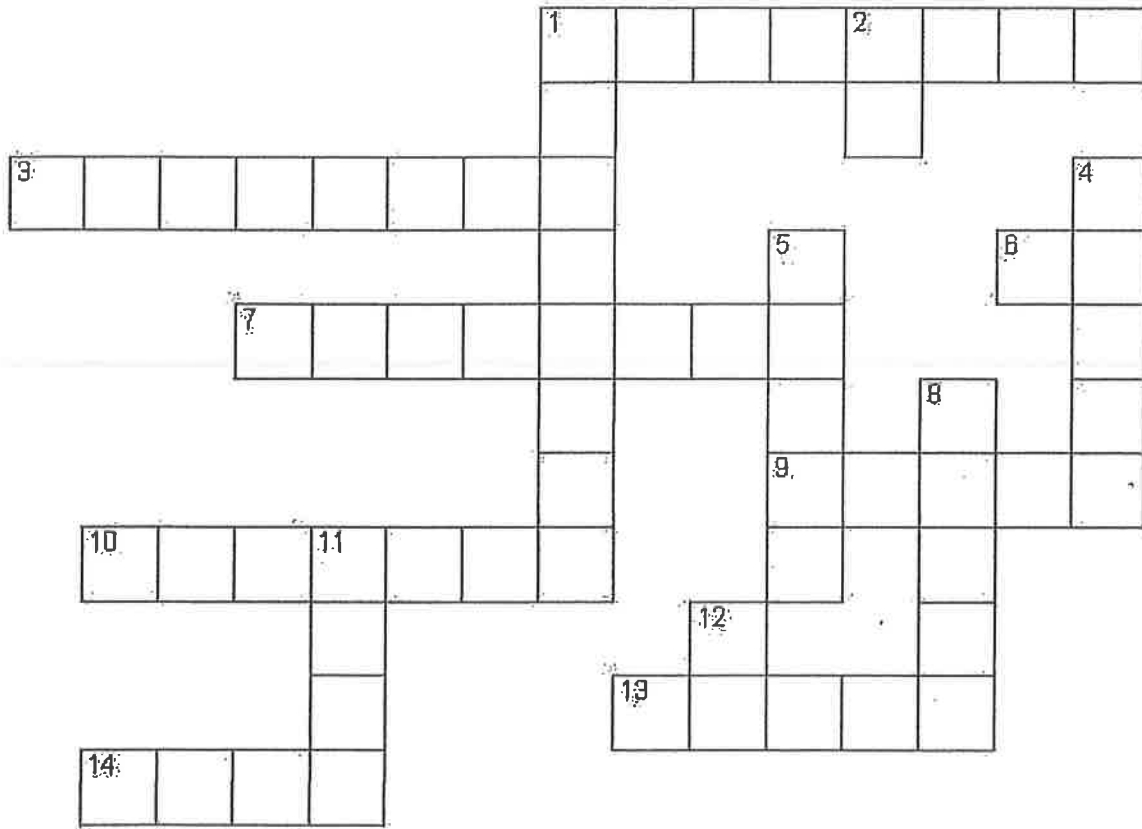
la pulsera \_\_\_\_\_ (yellow)



# Los pronombres personales

## Crucigrama Crossword Puzzle

**Instrucciones:** Fill in the crossword using the clues below. You will use the same answers more than once.



### Horizontales:

1. Gaby y yo ("yo" is a girl!)
3. We (males or mixed)
6. John
7. We (just females)
9. Roberto y Felipe
10. You all (formal or informal in Latin America and formal in Spain)
13. They (guys)
14. She

### Verticales:

1. Megan, Edward y yo
2. You (my friend)
4. They (girls)
5. You (sir or ma'am)
8. Las amigas (the friends - all girls)
11. Elena
12. He

# Present Tense Conjugation

There are \_\_\_\_\_ kinds of verbs in Spanish. Verbs can end in -ar, -er, or -ir. When we use verbs with subjects we must conjugate them or change them to match the subject. For example, in English you would not say "I be", but rather "I am" because you conjugate the verb "to be". The same thing happens in Spanish!

## -AR Endings

<b>Yo</b> (I)		<b>Nosotros (as)</b> (We)	
<b>Tú</b> (You)		<b>Vosotros (as)</b> (All of you)	
<b>Usted</b> (You formal)		<b>Ustedes</b> (All of you formal)	
<b>Él/Ella</b> (He/She)		<b>Ellos/Ellas</b> (They)	

## -ER Endings

<b>Yo</b> (I)		<b>Nosotros (as)</b> (We)	
<b>Tú</b> (You)		<b>Vosotros (as)</b> (All of you)	
<b>Usted</b> (You formal)		<b>Ustedes</b> (All of you formal)	
<b>Él/Ella</b> (He/She)		<b>Ellos/Ellas</b> (They)	

## -IR Endings

<b>Yo</b> (I)		<b>Nosotros (as)</b> (We)	
<b>Tú</b> (You)		<b>Vosotros (as)</b> (All of you)	
<b>Usted</b> (You formal)		<b>Ustedes</b> (All of you formal)	
<b>Él/Ella</b> (He/She)		<b>Ellos/Ellas</b> (They)	

# Present Tense Conjugation

In order to conjugate a verb you follow these steps:

1. Take the \_\_\_\_\_ of the verb and drop the \_\_\_\_\_.
2. You are then left with the \_\_\_\_\_.
3. Add the appropriate ending:

1. <del>leer</del>	2. le	3.	yo <u>leo</u>	nosotros <u>leemos</u>
			tú <u>lees</u>	vosotros <u>leéis</u>
			Ud. <u>lee</u>	Uds. <u>leen</u>
			él <u>lee</u>	ellos <u>leen</u>
			ella <u>lee</u>	ellas <u>leen</u>

**Practice: Start with the infinitive, cross off the ending. In step 2 write the stem. In step 3 add the appropriate ending.**

Verb	Infinitivo (1)	Step 2	Step 3	Meaning
to eat	com <u>er</u>		yo _____	
to drink	beb <u>er</u>		Uds. _____	
to learn	aprend <u>er</u>		tú _____	
to write	escrib <u>ir</u>		nosotros _____	

Nombre: \_\_\_\_\_ Apellido: \_\_\_\_\_

Fecha: \_\_\_\_\_

Clase: \_\_\_\_\_

Asignación: Tarea: Present-Tense Verbs #1

**1. Fill in the first blank with the correct form of the verb.**

**2. Translate each sentence on the line below.**

1. Nosotros \_\_\_\_\_ las sandalias en el verano. (llevar)

\_\_\_\_\_

2. Él \_\_\_\_\_ llevar el reloj de pulsera. (deber)

\_\_\_\_\_

3. Yo \_\_\_\_\_ llevar los tacones a la fiesta. (decidir)

\_\_\_\_\_

4. Ella \_\_\_\_\_ llevar el uniforme a la escuela. (necesitar)

\_\_\_\_\_

5. Tú \_\_\_\_\_ las pantúflas y el pijamas. (llevar)

\_\_\_\_\_

6. Yo **no** \_\_\_\_\_ llevar el chandal con los tacones. (deber). \*\* con = with\*\*

\_\_\_\_\_



Nombre: \_\_\_\_\_ Apellido: \_\_\_\_\_

Fecha: \_\_\_\_\_

Clase: \_\_\_\_\_

Asignación: Tarea: Present-Tense Verbs #2

**1. Fill in the first blank with the correct form of the verb.**

**2. Translate each sentence on the line below.**

1. Katarina y yo \_\_\_\_\_ las camisas azules. (llevar)

\_\_\_\_\_

2. Él \_\_\_\_\_ llevar la gorra cuando hace sol. (deber)

\_\_\_\_\_

3. Yo \_\_\_\_\_ llevar el traje de baño a la playa. (decidir)

\_\_\_\_\_

4. Ella \_\_\_\_\_ llevar los pantalones cortos y la camiseta. (necesitar)

\_\_\_\_\_

5. Tú \_\_\_\_\_ la chaqueta y la corbata. (llevar)

\_\_\_\_\_

6. Ud. **no** \_\_\_\_\_ llevar los tenis con la falda. (deber). \*\* con = with\*\*

\_\_\_\_\_







Nombre: \_\_\_\_\_ Apellido: \_\_\_\_\_

Fecha: Es el \_\_\_\_\_ de \_\_\_\_\_

Asignación: Tarea: Clothing, Shoes, & Accessories Crosswords

Complete both crosswords (front & back). Do NOT include el, la, los or las.


# Clothing

## ACROSS


- 4 Vest
- 5 Pajamas
- 6 Underclothes
- 9 Jeans
- 10 Shirt
- 11 Blouse
- 15 Suit
- 18 Bathing suit
- 19 Robe
- 20 Dress
- 22 Gloves

## DOWN

- 1 Turtleneck
- 2 Sweatsuit
- 3 T-shirt
- 7 Skirt
- 8 Tie
- 10 Jacket
- 12 Scarf
- 13 Pants
- 14 Sweatshirt
- 16 Socks
- 17 Coat
- 21 Sweater



# Shoes & Accessories



## ACROSS

- 3 Jewelry
- 4 Fashion scarf
- 6 Earrings
- 8 Wallet
- 12 Ring
- 16 Hat
- 17 Loafers
- 18 Necklace
- 19 Boots

## DOWN

- 1 Baseball cap
- 2 Bracelet
- 5 Stockings
- 7 Watch
- 9 High heels
- 10 Belt
- 11 Sunglasses
- 13 Shoes
- 14 Sneakers
- 15 Purse

# ADJECTIVES MUST AGREE!

---

Adjectives are words that \_\_\_\_\_ nouns.

In English adjectives usually come \_\_\_\_\_ nouns.

But, in Spanish adjectives usually come \_\_\_\_\_ nouns:

Examples:

- the green socks = los calcetines verdes
- the red shirt = la camisa roja
- the yellow vest = el chaleco amarillo

The BIGGEST difference about adjectives in Spanish is that they must always agree in \_\_\_\_\_ & \_\_\_\_\_!

## Vamos a Practicar

1. gray gloves \_\_\_\_\_
2. elegant tie \_\_\_\_\_
3. comfortable shoes \_\_\_\_\_
4. floral shirt \_\_\_\_\_
5. pretty dresses \_\_\_\_\_
6. ugly sunglasses \_\_\_\_\_

## Excepciones (Some Exceptions)

1. solid colored sweater \_\_\_\_\_
2. multi-colored socks \_\_\_\_\_
3. striped stockings \_\_\_\_\_
4. polka dot bathing suit \_\_\_\_\_