

Nombre: _____ Apellido: _____

Asignación: Para Hacer Ahora (9/14-9/18) (Fifth)

Es el catorce de septiembre

La meta: Our goal is to work on our Unit 1 CMQ Project in groups.

Number the sentences below in the order that makes the most sense.

- _____ Tengo que ir. Adiós.
- _____ Hola. Me llamo Gabriela. ¿y tú?
- _____ Buenos días. ¿Cómo te llamas?
- _____ Me llamo José. Mucho gusto.
- _____ Encantado.

Es el quince de septiembre

La meta: Our goal is to work on our Unit 1 CMQ Project in groups.

Write the capital of each country below.

- 1. Costa Rica _____
- 2. Honduras _____
- 3. Puerto Rico _____
- 4. Nicaragua _____
- 5. Cuba _____

Es el dieciséis de septiembre

La meta: Our goal is to practice our Unit 1 CMQ Project in groups.

Write the English meaning of each question word below.

- 1. ¿Cómo? _____
- 2. ¿Cuándo? _____
- 3. ¿Adónde? _____
- 4. ¿Cuál? _____
- 5. ¿Qué? _____

Es el diecisiete de septiembre

La meta: Our goal is to present our Unit 1 CMQ Project to the class!

¡Práctica tu presentación!

Al Fin

Each day we will complete an "Al Fin" to wrap up class.

LUNES: *Rate it! How well are you working with your group?*

Very well! No problems 😊

Okay, but could do better.

Not well ☹️

MARTES: *Write down some words you are having trouble pronouncing OR memorizing.*

MIÉRCOLES: *Write one of your lines WITHOUT PEEKING!*

JUEVES: *Which group (other than yours) did the best job presenting?*

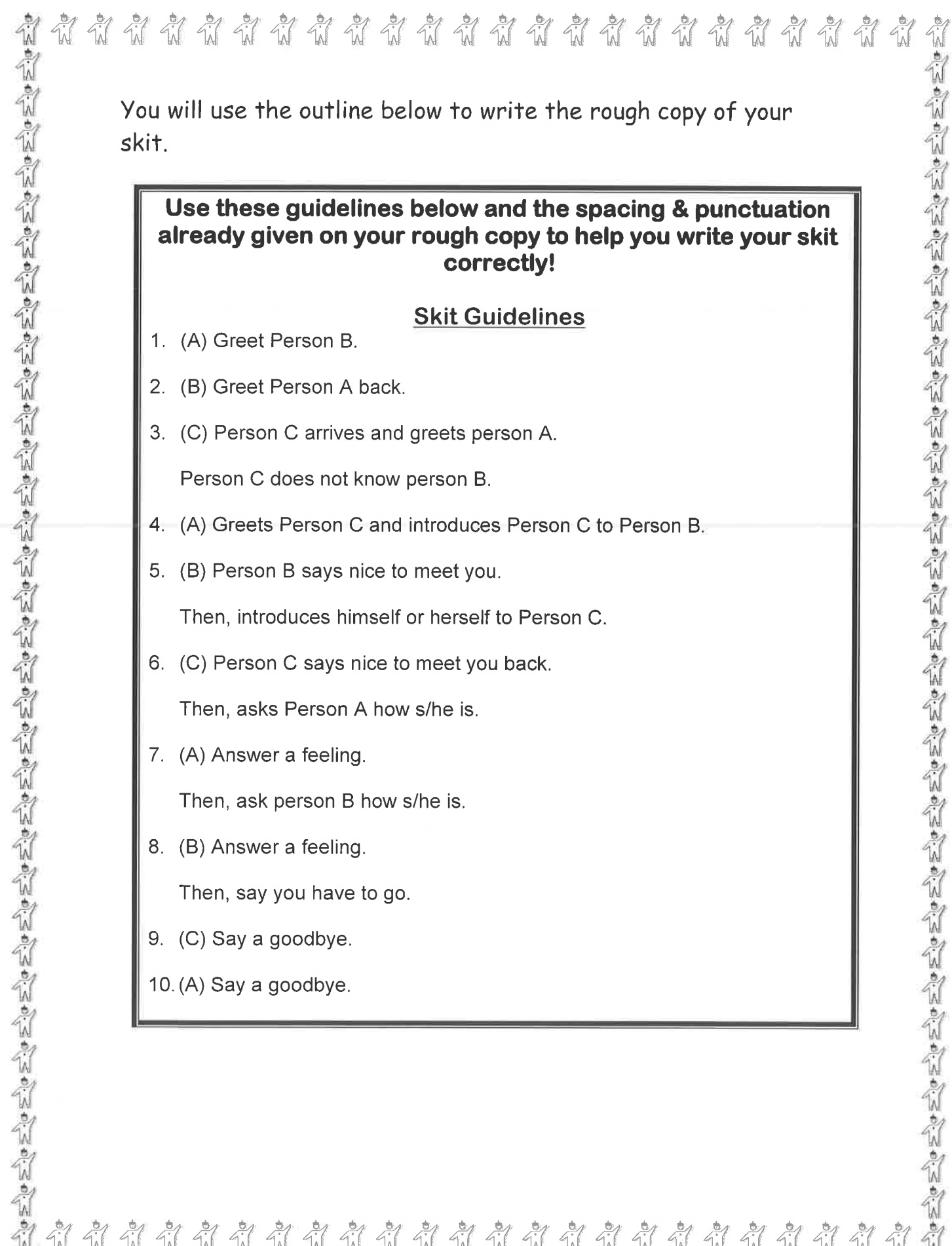
Nombre: _____ Apellido: _____



¡Una reunión!

You are going to write a conversation between 3 people. Two of you are friends, but only one of you knows the third person in your group. You are going to write a short conversation to introduce yourselves to each other. You will present your skit in front of the class. You will have to memorize your part. Each person **MUST** say at least 3 lines. No person can say “¿y tú?” more than once.

Rough Copy _____ / 9 points	Turned in on time with neat handwriting with few mistakes. You have included correct punctuation.
Writing-Final Copy _____ / 18 points	You will receive 2 points for every sentence that does not have an error. 1 point for sentences with minor errors. 0 points for numerous errors or missing work.
Acting You have acted out your skit appropriately.	
<ul style="list-style-type: none">• acting is appropriate _____ / 2 points• no back to audience _____ / 2 points	<ul style="list-style-type: none">• looks at partner(s) _____ / 2 points
Memorization _____ / 6 points	You will receive 2 points for every sentence that you memorize completely. 1 point if you have to peek at your paper a bit. 0 points for every line you do not know.
Presentation	
<ul style="list-style-type: none">• Pronunciation _____ / 2 points• Volume _____ / 2 points• Fluency _____ / 2 points	<p>You pronounce all words accurately.</p> <p>You speak loud and clearly. Everyone can hear you.</p> <p>It is clear that you have practiced this presentation. You stand still and say your lines easily because you have practiced.</p>
Total _____ / 45 points	_____



You will use the outline below to write the rough copy of your skit.

Use these guidelines below and the spacing & punctuation already given on your rough copy to help you write your skit correctly!

Skit Guidelines

1. (A) Greet Person B.
2. (B) Greet Person A back.
3. (C) Person C arrives and greets person A.
Person C does not know person B.
4. (A) Greets Person C and introduces Person C to Person B.
5. (B) Person B says nice to meet you.
Then, introduces himself or herself to Person C.
6. (C) Person C says nice to meet you back.
Then, asks Person A how s/he is.
7. (A) Answer a feeling.
Then, ask person B how s/he is.
8. (B) Answer a feeling.
Then, say you have to go.
9. (C) Say a goodbye.
10. (A) Say a goodbye.



Nombre(s): _____ **EL BORRADOR**

A1: _____ : _____

B2: _____ : _____

C3: _____ : _____

_____ (Person A's name)

A4: _____ : _____


B5: _____ : _____

C6: _____ : _____

_____ (Person A's name)

A7: _____ : _____


_____ (Person B's name)



B8: _____ : _____

C9: _____ : _____

A10: _____ : _____



Nombre: _____

COPIA FINAL

A1: _____ : _____

B2: _____ : _____

C3: _____ : _____

_____ (Person A's name)

A4: _____ : _____

B5: _____ : _____

C6: _____ : _____

_____ (Person A's name)

A7: _____ : _____

_____ (Person B's name)



B8: _____ : _____

C9: _____ : _____

A10: _____ : _____