

Nombre: \_\_\_\_\_ Apellido: \_\_\_\_\_

Asignación: Para Hacer Ahora PHA February 1-5 FOURTH

Hoy es el primero de febrero

**La meta: I can talk and write about the activities that I do in each season.**

*Translate each sentence. Be sure to conjugate the verb.*

1. I ski - \_\_\_\_\_
2. He swims - \_\_\_\_\_
3. She sunbathes - \_\_\_\_\_
4. You ride a horse - \_\_\_\_\_
5. We take the ski lift - \_\_\_\_\_

Hoy es el dos de febrero

**La meta: I can talk and write about seasonal activities that I (or others) do.**

*Circle the word that makes sense for each sentence. Check conjugation and meaning.*

1. Yo (tomo / practico / playo / monto) vólibol en la playa.
2. Tú (nadas / nada / esquias / esquia) en la playa.
3. Ellos (disfrutas / disfrutan / bajas / bajan) la pista en el invierno.
4. Juana (monto / monta / tomo / tomas) a caballo en el parque.
5. Nosotros (acamparos / acampan / acampamos / acampamos) en el verano.

Hoy es el tres de febrero

**La meta: I can write sentences that was what activities I do in each season.**

*Translate each sentence into Spanish.*

1. Marco swims. \_\_\_\_\_
2. Marco swims at the beach. \_\_\_\_\_
3. In the summer, Marco swims at the beach.  
\_\_\_\_\_
4. Luis and I ski. \_\_\_\_\_
5. Luis and I ski in the mountains. \_\_\_\_\_
6. In the winter, Luis and I ski in the mountains.  
\_\_\_\_\_

Hoy es el cuatro de febrero

**La meta:** I can describe the activities that I do in different seasons.

Write a complete Spanish sentence using the subject based on the given picture. Remember to conjugate the verb.

Esquiar      Practicar vólibol      Participar      Nadar



1. Nosotros \_\_\_\_\_



3. Ella \_\_\_\_\_



2. Tú \_\_\_\_\_



4. Yo \_\_\_\_\_

Hoy es el cinco de febrero

**La meta:** I can use gustar to tell what activities I like and do not like.

Write an "I" in front of the infinitive verbs. Write a "C" in front of the verbs that have been conjugated.

\_\_\_\_\_ 1. esquiar

\_\_\_\_\_ 4. tomas

\_\_\_\_\_ 7. acampo

\_\_\_\_\_ 2. practicamos

\_\_\_\_\_ 5. baja

\_\_\_\_\_ 8. caminar

\_\_\_\_\_ 3. nadar

\_\_\_\_\_ 6. disfrutar

\_\_\_\_\_ 9. montar

**Al fin:** Complete one question each day to show what you have learned!

**lunes:** Write one of the Spanish sentences from your dice game. Show me your best work!

**martes:** Answer in a complete Spanish sentence according to the picture given.

¿Qué haces en el verano?



**miércoles:** How will you study for FK2? Circle one or more.

Quizlet      Binder      With a friend/family      Study Guide      Other \_\_\_\_\_

**jueves:** Circle the subject of the sentence. Underline the thing that the person likes.

1. In the fall, Julia likes to talk with friends at school.

**viernes:** Put the parts of a gustar sentence in order by numbering them 1-4.

\_\_\_\_\_ I.O.P      \_\_\_\_\_ gustar      \_\_\_\_\_ clarifier      \_\_\_\_\_ thing the person likes

Nombre: \_\_\_\_\_ Apellido: \_\_\_\_\_


Fecha: Es el \_\_\_\_\_ de \_\_\_\_\_

Asignación: Tarea: -AR Verb Conjugation Seasonal Activities #4

A. Fill in the chart below with the correct -AR VERB ENDINGS!!! The first one has been done for you.

Yo (I)	O	Nosotros (as) (We)	
Tú (You)		Vosotros (as) (All of you)	
Usted (You formal)		Ustedes (All of you formal)	
Él/Ella (He/She)		Ellos/Ellas (They)	

B. Using the pictures and the subjects at the beginning of the sentence, write a complete sentence by conjugating the verb correctly. You should also include the place where the activity is done. EXAMPLE: Yo practico vóleibol en la playa.

1.  Yo \_\_\_\_\_

2.  Ella \_\_\_\_\_


3.  Tú \_\_\_\_\_

4.  Nosotros \_\_\_\_\_

5.  Ella \_\_\_\_\_


1

I waterski.



2

You ride a bike.



3

Javier skis.




4

Julia answers questions at school.



5

Elisa and José fish in the lake at the park.



6

Ana and I enjoy the fresh air in the mountains.



In the summer I practice volleyball at the beach.

7



In the spring, Juan camps in the park.

8



In the summer, we swim at the beach.

9



# Nueve Niveles

will receive cards with English sentences to translate. Be sure to write your sentence on the correct line provided. You will receive a new card to a step correctly. Try to be the "niveles" first!



In your groups you will receive cards with English sentences to translate. Be sure to write your sentence on the correct line provided. You will receive a new card to a step correctly. Try to be the "niveles" first!

1. \_\_\_\_\_  
\_\_\_\_\_
2. \_\_\_\_\_  
\_\_\_\_\_
3. \_\_\_\_\_  
\_\_\_\_\_
4. \_\_\_\_\_  
\_\_\_\_\_
5. \_\_\_\_\_  
\_\_\_\_\_
6. \_\_\_\_\_  
\_\_\_\_\_
7. \_\_\_\_\_  
\_\_\_\_\_
8. \_\_\_\_\_  
\_\_\_\_\_
9. \_\_\_\_\_  
\_\_\_\_\_

Nombre \_\_\_\_\_ Apellido \_\_\_\_\_  
 Hoy es el \_\_\_\_\_ de \_\_\_\_\_  
 Asignación: Repaso para el examencito FK2: Seasonal Activities

Below is an –AR verb conjugation endings chart. Fill in the chart with the correct –AR verb ending for each subject. The vosotros form has been done as an example to help you! Use your notes to help you.

<b>Yo</b> (I)		<b>Nosotros(as)</b> (We)	
<b>Tú</b> (you)		<b>Vosotros (as)</b> (All of you)	<i>áis</i>
<b>Usted</b> (you formal)		<b>Ustedes</b> (all of you formal)	
<b>Él/Ella</b> (he/she)		<b>Ellos (as)</b> They	

These directions have two steps.

1. Choose the verb that makes the sentence make sense and
2. Conjugate it according to the subject.

1. Yo \_\_\_\_\_ en las montañas de Montana. (nadar, esquiar, montar)
2. Tú \_\_\_\_\_ en el mar en el invierno. (pescar, estudiar, contestar)
3. Ellos \_\_\_\_\_ muchas preguntas en la escuela. (estudiar, contestar, levantar)
4. Nosotros \_\_\_\_\_ a caballo en la granja. (levantar, caminar, montar)
5. Ella \_\_\_\_\_ sol en la playa. (nadar, practicar, tomar)
6. Ustedes \_\_\_\_\_ en la clase de español. (hablar, caminar, tomar)
7. Ellas \_\_\_\_\_ el aire libre en las montañas. (disfrutar, esquiar, bajar)

C. Write a complete sentence by choosing a correct form of the verb based on the subject and picture given. Use the word bank to help you. Remember to conjugate!



1. Yo \_\_\_\_\_



2. Tú \_\_\_\_\_



3. Marco \_\_\_\_\_



4. Nosotros \_\_\_\_\_



5. Ustedes \_\_\_\_\_



6. Ellos \_\_\_\_\_



7. Juana y Ines \_\_\_\_\_



8. Mis amigos y yo \_\_\_\_\_



9. Juan y su familia \_\_\_\_\_



10. Mi abuelo \_\_\_\_\_




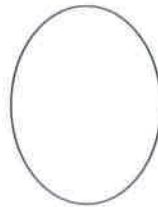
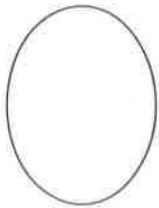

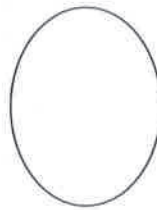

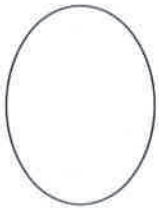
Nombre: \_\_\_\_\_ Apellido: \_\_\_\_\_

Fecha: Es el \_\_\_\_\_ de \_\_\_\_\_

Asignación: Tarea: Reading Practice #1 (Weather)

**Read the paragraph below about Jared. Label the pictures in the order in which they are mentioned in the paragraph; however, one picture is not mentioned. Cross off the picture that is not part of this short story.**

Hay un muchacho que juega al béisbol. Se llama Jared. Juega al béisbol todos los días. Juega al béisbol en el verano cuando hace buen tiempo y también cuando hace calor. Jared juega al béisbol en la primavera cuando hace viento y cuando llueve. Y juega al béisbol en el invierno cuando nieva y hace frío porque le gusta mucho el béisbol.



## GUSTAR = TO LIKE

Some verbs use indirect object pronouns, which we will call I.O.P.'s.  
What are I.O.P.'s in Spanish?

SUBJECT	Clarifier	I.O.P	Subject	Clarifier	I.O.P
(Yo)	A mí		(Nosotros)	A nosotros	
(Tú)	A ti		(Vosotros)	A vosotros	
(Ud.)	A Ud.		(Uds.)	A Uds.	
(Él)	A él		(Ellos)	A ellos	
(Ella)	A ella		(Ellas)	A ellas	
(Juan)	A Juan		(Ana y Paco)	A Ana y a Paco	

### How it works:

1. When a verb uses an I.O.P. we use a \_\_\_\_\_ to tell who, not a subject.
2. The I.O.P. always agrees with \_\_\_\_\_ likes something.
3. When we tell what someone likes to do, which means we use a verb, we make GUSTAR become \_\_\_\_\_.
4. We do \_\_\_\_\_ need to conjugate the verb (what one likes to do).


## GUSTAR = TO LIKE

To write these types of sentences we will follow this format:

1. \_\_\_\_\_ (A mí, A ti, A él, A nosotros...)
2. \_\_\_\_\_ (me, te, le, nos, os, les)
3. \_\_\_\_\_ (verb)
4. \_\_\_\_\_ (nadar, esquiar, tomar sol...)

### Examples:

I like to swim. \_\_\_\_\_

  
Literally: (To me swimming is pleasing.)

1. He likes to ski.

\_\_\_\_\_

2. All of you like to camp.

\_\_\_\_\_

3. We do NOT like to sunbathe.

\_\_\_\_\_

4. What do you like to do?

\_\_\_\_\_