

Nombre: _____

Apellido: _____

Para Hacer Ahora

August 24-28 (FOURTH GRADE)

El veinticuatro de agosto

La Meta: I can use Spanish phrases in the classroom and identify letters in Spanish.

Look at the letters your teacher has displayed on the board. For each letter, write the sound that it makes.

¿Cuál es el sonido de la letra?

1. El sonido de la letra es _____.
2. El sonido de la letra es _____.
3. El sonido de la letra es _____.

El veinticinco de agosto

La meta: I can translate classroom phrases from Spanish to English and English to Spanish.

Look at the pictures your teacher has displayed on the board. For each situation, write the classroom phrase from your vocabulary list that you would use.

¿Qué dices en clase en esta situación?

1. Se dice, " _____ "
2. Se dice, " _____ "
3. Se dice, " _____ "

El veintiséis de Agosto

La meta: I can demonstrate my knowledge of classroom phrases and recognize the regions of Spain.

Match each classroom phrase to its translation.

- | | |
|-------------------------------------|------------------------------------|
| _____ 1. ¿Cómo se dice. . .? | A. How do you say . . .? |
| _____ 2. ¿Cómo se escribe. . .? | B. Can I go to the nurse? |
| _____ 3. ¿Qué significa. . .? | C. What does . . . mean? |
| _____ 4. ¿Puedo usar el sacapuntas? | D. Can I use the pencil sharpener? |
| _____ 5. ¿Puedo ir a la enferma? | E. How do you write . . .? |

El veintisiete de agosto

La meta: I can ask and answer "How are you" during a basic conversation in Spanish.

Answer the following questions with one ENGLISH word:

1. How do you feel when you are going to a party? _____
2. How do you feel when you have a lot of homework? _____
3. How do you feel when you stayed up to late the night before? _____
4. How do you feel when you have a big test in a hard class? _____

El veintiocho de Agosto

La meta: I can tell you basic facts about the country of Spain.

Complete the answers below with Spanish GREETINGS.

1. ¿Cómo saludas a una persona por la mañana? *Se dice* _____
2. ¿Cómo saludas a una persona por la tarde? *Se dice* _____
3. ¿Cómo saludas a una persona por la noche? *Se dice* _____

Al fin

Complete one question each day at the end of class to show your teacher how much you learned that day!

lunes: What would be a good response if someone said to you, "Buenos Días"

martes: How do you ask to get a drink of water in Spanish?

miércoles: List 3 regions of Spain. Check your spelling on your map!

jueves: List 2 different ways to greet someone in the evening.

viernes: List 2 countries where they speak Spanish.

Tarea: Classroom Phrases 1

Nombre _____ Apellido _____

Fecha: Es el _____ de _____

Directions: Circle the classroom phrase that is appropriate for each situation.

1. What would you say if you needed to use the bathroom?
 - a. ¿Puedo tomar agua?
 - b. ¿Puedo ir al baño?

2. What would you say if your pencil broke?
 - a. ¿Puedo usar el sacapuntas?
 - b. ¿Puedo ir a la enfermería?

3. What would you say if you were thirsty?
 - a. Necesito la tarea.
 - b. ¿Puedo tomar agua?

4. What would you say if you feel sick?
 - a. ¿Puedo ir a mi armario?
 - b. ¿Puedo ir a la enfermería?

5. What would you say if you forget to do your homework?
 - a. Necesito un lápiz.
 - b. No tengo mi tarea.

6. What would you say if you needed to go to your locker?
 - a. ¿Puedo ir al baño?
 - b. ¿Puedo ir a mi armario?

7. What would you say if you needed to blow your nose?
 - a. Necesito una hoja de papel.
 - b. Necesito un kleenex.

Nombre: _____ Apellido: _____
La fecha: Es el _____ de _____
Asignación: Tarea: Teach Them Spanish WKS 15-16

¡Buenos días!

Write the English meaning of the Spanish vocabulary.

1. señor _____
2. señora _____
3. señorita _____
4. maestro _____
5. maestra _____
6. ¡Buenos días! _____
7. ¡Buenas tardes! _____
8. ¡Buenas noches! _____
9. Vamos a contar. _____

Word Bank

Mr.	Good night!	Good morning!
Good afternoon!	teacher (female)	teacher (male)
Miss	Let's count.	Mrs.

Draw a picture to show the time of day that you use each expression.

¡Buenos días!	¡Buenas tardes!	¡Buenas noches!

Tarea: Classroom Phrases 2

Nombre _____ Apellido _____

Fecha: Es el _____ de _____

Directions: Circle the classroom phrase that is appropriate for each situation.

1. What would you say if you needed a pen?
 - a. Necesito una pluma.
 - b. Necesito la tarea.

2. What would you say if you didn't understand something?
 - a. No comprendo.
 - b. Lo siento.

3. How would you ask how to say something in Spanish?
 - a. ¿Cómo se dice?
 - b. ¿Puedo tomar agua?

4. How would you say sorry?
 - a. Lo siento.
 - b. No entiendo.

5. What would you say if you weren't sure how to spell a word?
 - a. ¿Cómo se dice...?
 - b. ¿Cómo se escribe...?

6. What would you say if you needed a piece of paper?
 - a. Necesito una hoja de papel.
 - b. Necesito una pluma.

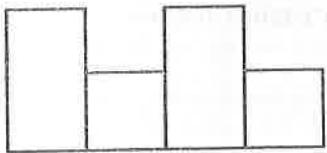
7. What would you say if you don't know what a word means in Spanish?
 - a. ¿Qué significa...?
 - b. ¿Cómo te llamas?



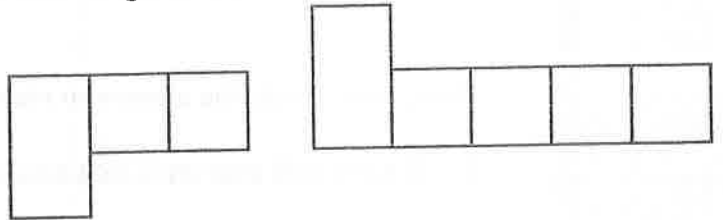
Word Blocks

Write the Spanish words from the Word Bank that fit in these word blocks. Don't forget the punctuation. Write the English meanings below the blocks.

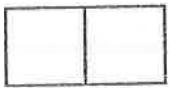
1.



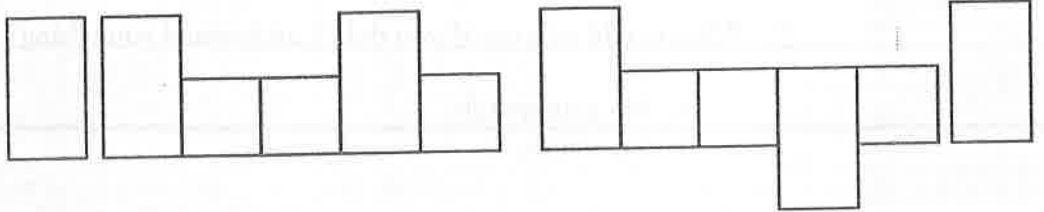
2.



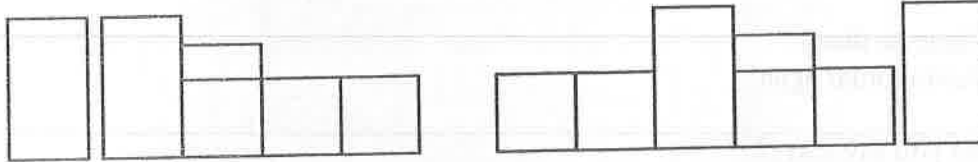
3.



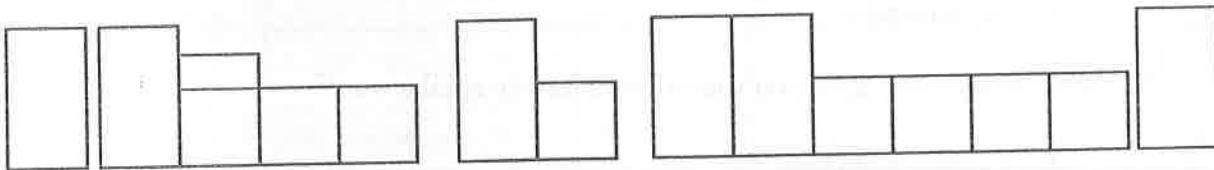
4.



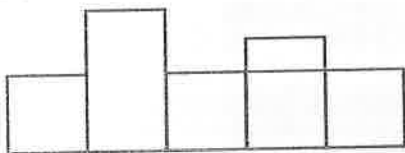
5.



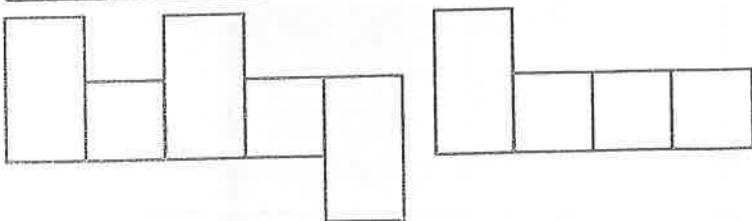
6.



7.



8.



Spanish Word Bank

por favor adiós

hola no

¡Hasta luego!

¿Cómo estás?

Estoy bien.

¿Cómo te llamas?

Name _____

Los regiones de España

Please unscramble the words below

1. aliag~~ic~~

G

2. nilleats~~ya~~co

C

y L

3. Itai~~sa~~cl~~-r~~hanach

C

- La M

4. oja~~l~~ta

La

R

5. xdumartrea~~d~~

E

6. ar~~r~~arvar

N

7. dar~~r~~id

M

8. cainaey~~l~~

V

9. r~~u~~aicr

M

10. Inaacdui~~z~~

A

11. catnr~~b~~iaa

C

12. pa~~s~~acsoy

P

V

13. gra~~d~~ón

A

14. irast~~a~~us

A



15. u~~f~~aatani

C

Nombre: _____ Apellido: _____

Asignación: Tarea: Practice Conversation Worksheet 1

Look at the comic below. Micaela and Marco have just met at a store. Use the writing prompts to fill in their conversation in Spanish. Remember to use correct punctuation and spelling!



1. Marco: _____ (Hello!)
2. Micaela: _____ (Good afternoon!)
3. Marco: _____ (My name is Marco. And you?)
4. Micaela: _____ (My name is Micaela.)
5. Marco: _____ (Nice to meet you.)
6. Micaela: _____ (Likewise.)
7. Marco: _____ (How are you?)
8. Micaela: _____ (I'm happy. And you?)
9. Marco: _____ (I'm tired. See you later!)
10. Micaela: _____ (Good-bye!)

Nombre: _____ Apellido: _____

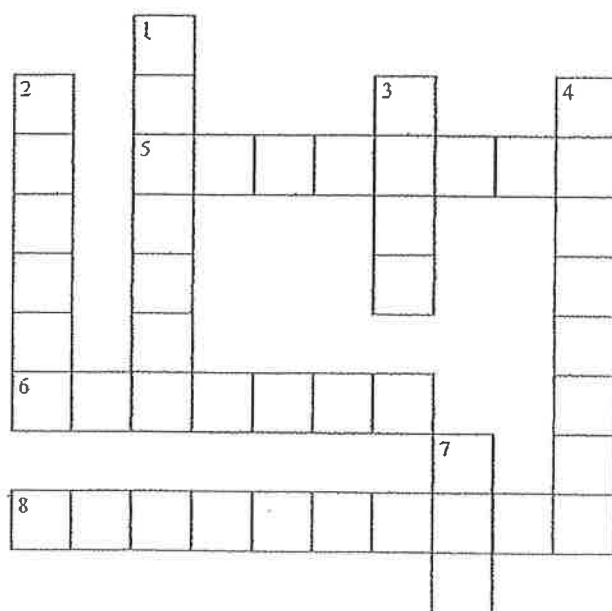
Fecha: Es el _____ de _____

Asignación: Tarea: Feelings and Formalities

Write the following words in Spanish. Include the word and the abbreviation!

	<u>WORD</u>	<u>ABBREVIATION</u>
1. Mr.	_____	_____
2. Mrs.	_____	_____
3. Miss.	_____	_____

Complete the crossword puzzle below by filling in the Spanish of the English words given.



ACROSS

5 Nervous

6 Mad

8 Excited

DOWN

1 Tired

2 Sad

3 Good

4 Happy

7 Bad

Answer the questions below in a complete Spanish sentence. Use your notes!

1. ¿Cómo estás cuando tienes un examen?

2. ¿Cómo saludas a una persona por la tarde?

El mundo hispanohablante

5

Answer.

1. How many people around the world speak Spanish?

2. Where is Spanish the official language?

3. How many people in the United States speak Spanish as their first or heritage language?

6

Explain.

1. How did Spanish become the language of the Americas?

España

7

True or false?

1. _____ Spain and France share the Iberian peninsula.

2. _____ The Iberian peninsula is in the southwestern part of Europe.

3. _____ The Iberians were the first inhabitants of Spain.

4. _____ The Romans occupied Spain for seven centuries.



Identify.

1. the names of three regions or cities of Spain that are today called autonomous communities

2. two large cities in Spain

3. a great Spanish author

4. the title of his famous novel



To learn more about Spain, go to spanish.glencoe.com. Then write two things you learned about Spain that you didn't know.
