

Nombre: _____ Apellido: _____

Asignación: Para Hacer Ahora (4/18-4/22) (Sixth)

Es el _____ de abril

La meta: We will be able to write two paragraphs describing health.

Match the question with best possible answer.

- | | |
|-------------------------------------------|-------------------------------------------------|
| 1. _____ ¿Qué necesitas para mejorarte? | a. Yo guardo cama. |
| 2. _____ ¿Qué haces cuando estás enfermo? | b. Yo tengo dolor de la cabeza. |
| 3. _____ ¿Qué síntomas tienes? | c. Para mejorarme yo necesito los antibióticos. |

Es el _____ de abril

La meta: We will be able to write two paragraphs describing health.

Match the question with best possible answer.

- | | |
|------------------------------------------|-----------------------------------------------|
| 1. _____ ¿Qué enfermedad tiene Yolanda? | a. Yolanda está resfriada y tiene una fiebre. |
| 2. _____ ¿Qué vas a hacer pobre Yolanda? | b. Yolanda tiene la gripe. |
| 3. _____ ¿Cómo está pobre Yolanda? | c. Yolanda va a ir al consultorio del médico. |

Es el _____ de abril

La meta: We will be able to create a presentation about health.

Match the sentence with the correct meaning.

- | | |
|------------------------------|-------------------------|
| 1. _____ Yo toso. | A. I have a cough. |
| 2. _____ Yo estoy tosiendo. | B. I am going to cough. |
| 3. _____ Yo tengo una tos. | C. I cough. |
| 4. _____ Yo tengo que toser. | D. I am coughing. |
| 5. _____ Yo voy a toser. | E. I have to cough. |

AI FIN

Each day we will complete an "AI Fin" to wrap up class.

Day 1- Circle the mistake and write the correction:

Ella me duele la garganta.

Correction: _____



Day 2- ¿Qué síntoma tiene la chica?

Day 3- Which project did you choose and why?

Un Cartel de Consejos

Una Historieta

Una Obra de Teatro

Reason: _____

Nombre: _____ Apellido: _____

FK 5 – Escribir: La Salud

For each unit we cover there will be a writing section on our FK exam. This activity is to help you prepare for that section. On our 5th FK exam you will need to be able to write **a paragraph about how you feel when you're sick and what you do to get better and a paragraph about "Pobre Paco"**. You will need to write your answers in a **paragraph** form. To get the best score possible you will need to use a **wide range of vocabulary, correct grammar, and connecting words (también & además)** to help your writing flow better. This is a rough draft. I will edit your rough draft and you will make your own corrections to it, before writing a **final draft for a grade**. You will study your final draft to prepare for our FK exam.

¿Cómo te sientes cuando estás enfermo (a)?

(How do you feel when you sick?)

- ✓ ¿Qué síntomas tienes? *(What symptoms do you have?)*
- ✓ ¿Qué haces cuando estás enfermo (a)? *(What do you do when you're sick?)*
- ✓ ¿Qué necesitas para mejorarte? *(What do you need to get better?)*

- You need to write **at least 5 sentences**.
- Be sure to use this topic sentence starter:
Cuando yo estoy enfermo(a) yo me siento...
- Be sure to answer each question above completely and in detail.
- Be sure to use good transition words like: también, además, finalmente, etc.

¿Puedes describir Pobre Paco?
(*Can you describe Poor Paco?*)



- ✓ **¿Cómo está Pobre Paco?** (*How does Poor Paco feel?*)
- ✓ **¿Qué síntomas tiene Pobre Paco?** (*What symptoms does Poor Paco have?*)
- ✓ **¿Qué enfermedad tiene Pobre Paco?** (*What illness does Poor Paco have?*)
- ✓ **¿Qué vas a hacer Pobre Paco?** (*What may Poor Paco do?*)
- ✓ **¿Qué necesita Pobre Paco para mejorarse?** (*What does Poor Paco need to get better?*)

- You need to write **at least 5 sentences**.
- Be sure to answer each question above completely and in detail.
- Be sure to use good transition words like: también, además, finalmente, etc.

Nombre: _____ Apellido: _____

FK 5 – Escribir: La Salud - FINAL COPY

For each unit we cover there will be a writing section on our FK exam. This activity is to help you prepare for that section. On our 5th FK exam you will need to be able to write **a paragraph about how you feel when you're sick and what you do to get better and a paragraph about "Pobre Paco"**. You will need to write your answers in a **paragraph** form. To get the best score possible you will need to use a **wide range of vocabulary, correct grammar, and connecting words (también & además)** to help your writing flow better. This is a rough draft. I will edit your rough draft and you will make your own corrections to it, before writing a **final draft for a grade**. You will study your final draft to prepare for our FK exam.

¿Cómo te sientes cuando estás enfermo (a)?

(How do you feel when you sick?)

- ✓ ¿Qué síntomas tienes? *(What symptoms do you have?)*
- ✓ ¿Qué haces cuando estás enfermo (a)? *(What do you do when you're sick?)*
- ✓ ¿Qué necesitas para mejorarte? *(What do you need to get better?)*

- You need to write **at least 5 sentences**.
- Be sure to use this topic sentence starter:

Cuando yo estoy enfermo(a) yo me siento...

- Be sure to answer each question above completely and in detail.
- Be sure to use good transition words like: también, además, finalmente, etc.

¿Puedes describir Pobre Paco? (Can you describe Poor Paco?)



- ✓ ¿Cómo está Pobre Paco? (*How does Poor Paco feel?*)
- ✓ ¿Qué síntomas tiene Pobre Paco? (*What symptoms does Poor Paco have?*)
- ✓ ¿Qué enfermedad tiene Pobre Paco? (*What illness does Poor Paco have?*)
- ✓ ¿Qué vas a hacer Pobre Paco? (*What may Poor Paco do?*)
- ✓ ¿Qué necesita Pobre Paco para mejorarse? (*What does Poor Paco need to get better?*)

- You need to write **at least 5 sentences**.
- Be sure to answer each question above completely and in detail.
- Be sure to use good transition words like: también, además, finalmente, etc.

Nombre: _____ Apellido: _____

A

¡Una Obra de Teatro!

The saying is: “An apple a day keeps the doctor away”, but nobody told that to your patient. You are going to write a skit about a visit to the doctor’s office. Your characters can include: a patient, a doctor, a nurse, a parent, etc. You may work in groups of 2 – 3. Each person must say at least 5 lines and some people may have to play 2 parts in order to fulfill the 5 line requirement. You MUST memorize your part. You will write one rough copy. Each person is responsible for writing their own lines on the rough copy paper. You must all write your own final copies. You MUST use props and are encouraged to dress up.

B

¡Un Cartel de Consejos!

You are going to create an informational poster on how to be healthy and stay healthy. In one section you will tell 4 things that one can do in order to prevent becoming sick. In another section you will tell 4 things that one can do to help themselves get better if they are sick. You can create a poster or PowerPoint for this project. You will memorize your pieces of advice for your presentation. If you are creating a PowerPoint, please animate the words so that they appear after you have said your line. You must include an illustration for each piece of advice given.

C

¡Una Historieta!

The saying is: “An apple a day keeps the doctor away”, but nobody told that to your patient. You are going to create a comic strip about a visit to the doctor’s office. You will write a conversation between the doctor and the patient and then illustrate this in a 6-scene comic strip. In each scene the doctor and the patient will need to say at least one line each. A line is a complete sentence or question. You will then present your comic to the class by reading your comic.

My choice of project is: **A** **B** **C**

I am working with _____.

Nombre: _____



Un Cartel de Consejos

You are going to create an informational poster on how to be healthy and stay healthy. In one section you will tell 4 things that one can do in order to prevent becoming sick. In another section you will tell 4 things that one can do to help themselves get better if they are sick. You can create a poster or PowerPoint for this project. You will memorize your pieces of advice for your presentation. If you are creating a PowerPoint, please animate the words so that they appear after you have said your line. You must include an illustration for each piece of advice given.

Rough Copy _____ / 8 points

Turned in on time with neat handwriting & few errors. Points will be deducted for lateness and sloppiness, numerous simple errors, missing punctuation, etc..

Writing-Final Copy _____ / 16 points

You will receive 2 points for every sentence that does not have an error. 1 point for sentences with minor errors. 0 points for numerous errors or missing work.

Illustration _____ / 16 points

You will receive 2 points for every sentence that you have an appropriate illustration. You will receive 1 point for illustrations that are not clear. You will receive 0 points when you do not have an illustration.

Coloring/Design _____ / 4 points

You have a nicely drawn and colored your poster. Or your PowerPoint is colorful and has appropriate animation. Your illustrations clearly show what is being said in each bit of advice. Your illustrations are not too similar.

Presentation

• **Memorization** _____ / 16 points

You will receive 2 points for every sentence that does not have an error. 1 point for sentences with minor errors. 0 points for numerous errors, peeking, or reading your lines.

To receive the full 2 points you must also do the following for each sentence.

• **Showing Poster or PowerPoint** _____

You clearly present your poster or PowerPoint so that the whole class can see it and point to show what you are talking about as necessary.

• **Pronunciation** _____

You pronounce all words accurately. You speak loud and clear.

• **Eye Contact** _____

You make eye contact with your audience. You do not cover your face, stare at the floor, or face the board.

• **Fluency** _____

It is clear that you have practiced this presentation. You know when it is your turn to speak and do so without hesitation.

Total _____ / 60 points

El Borrador (Rough Copy)

Writing Hints:

Debe.....One should Para prevenir las enfermedades...To prevent illness

Puede.....One can Necesita.....One needs to

Tiene que.....One has to... Para mejorarse.....In order to get better

Para Prevenir Las Enfermedades

1. _____

2. _____

3. _____

4. _____


Para Mejorarse

1. _____

2. _____

3. _____

4. _____



Una Historieta

Nombre: _____

The saying is: "An apple a day keeps the doctor away", but nobody told that to your patient. You are going to create a comic strip about a visit to the doctor's office. You will write a conversation between the doctor and the patient and then illustrate this in a 6-scene comic strip. In each scene the doctor and the patient will need to say at least one line each. A line is a complete sentence or question. You will then present your comic to the class by reading your comic.

Rough Copy	_____ / 6 points	Turned in on time with neat handwriting & few errors. Points will be deducted for lateness and sloppiness, numerous simple errors, missing punctuation, etc..
Vocabulary Usage	_____ / 6 points	You have used a wide range of appropriate vocabulary and have few repeats. You have used new phrases from the new vocabulary sheet.
Complete Statements	_____ / 6 points	You have used complete sentences, questions, etc. You have not used "No" or "Si" alone.
Writing-Final Copy	_____ / 12 points	You will receive 2 points for every sentence that does not have an error. 1 point for sentences with minor errors. 0 points for numerous errors or missing work.
Handwriting	_____ / 2 points	Your handwriting is neat and the dialogue is easy to read and follow.
Illustration	_____ / 12 points	You will receive 2 points for every sentence that you have an appropriate illustration. You will receive 1 point for illustrations that are not clear. You will receive 0 points when you do not have an illustration.
Coloring/Design	_____ / 6 points	You have a nicely drawn and colored comic strip. Your illustrations clearly show what is being said in each exchange. Your illustrations are not too similar.
Presentation		
• Characterization	_____ / 2 points	You will use your voice to clearly represent the characters in your comic.
• Pronunciation	_____ / 2 points	You pronounce all words accurately. You speak loud and clear.
• Showing Comic	_____ / 2 points	You clearly present your comic so that the whole class can see it and point to show what you are talking about.
• Eye Contact	_____ / 2 points	You make eye contact with your audience. You do not cover your face, stare at the floor, or face the board.
• Fluency	_____ / 2 points	It is clear that you have practiced this presentation. You stand still and your lines come easily because you have practiced.
Total	_____ / 60 points	_____



Rough Copy of Comic Strip

1. _____ :

1. _____ :

2. _____ :

2. _____ :

3. _____ :

3. _____ :

4. _____ :

4. _____ :


5. _____ :

5. _____ :

6. _____ :

6. _____ :


Nombre: _____




Una Obra de Teatro

The saying is: "An apple a day keeps the doctor away", but nobody told that to your patient. You are going to write a skit about a visit to the doctor's office. Your characters can include: a patient, a doctor, a nurse, a parent, etc. You may work in groups of 2 – 3. Each person must say at least 5 lines and some people may have to play 2 parts in order to fulfill the 5 line requirement. You MUST memorize your part. You will write one rough copy. Each person is responsible for writing their own lines on the rough copy paper. You must all write your own final copies. You MUST use props and are encouraged to dress up.

Rough Copy	_____ / 5 points	Turned in on time with neat handwriting & few errors. Points will be deducted for lateness and sloppiness, numerous simple errors, missing punctuation, etc..
Vocabulary Usage	_____ / 5 points	You have used a wide range of appropriate vocabulary and have few repeats. You have used new phrases from the new vocabulary sheet.
Complete Statements	_____ / 5 points	You have used complete sentences, questions, etc. You have not used "No" or "Si" alone.
Writing-Final Copy	_____ / 10 points	You have no errors. For every error you have a point will be deducted. You have written ALL parts neatly. Included appropriate punctuation and have indicated who is speaking.
Props	_____ / 10 points	You will receive 2 points for every sentence that you have an appropriate prop. You will receive 1 point for props that are not clear. You will receive 0 points when you do not have a prop.
Acting	_____ / 5 points	You have acted appropriately throughout the skit. Your actions match the dialogue.
Costume	_____ / 4 points	You have used a costume to help you portray your characters(s) appropriately.
Presentation		
• Memorization	_____ / 10 points	You will receive 2 points for every sentence that does not have an error. 1 point for sentences with minor errors. 0 points for numerous errors, peeking, or reading your lines.
• Pronunciation	_____ / 2 points	You pronounce all words accurately. You speak loud and clear.
• Eye Contact	_____ / 2 points	You make eye contact with your audience. You do not cover your face, stare at the floor, or face the board.
• Fluency	_____ / 2 points	It is clear that you have practiced this presentation. You know when it is your turn to speak and do so without hesitation.
Total	_____ / 60 points	_____ _____





Your vocabulary words have been categorized. Before you begin color coding, please write the category above each list of words. After, find the definitions of the words below in the 2nd table and color them according to the category color in the 1st table.

<u>Rojo-</u>	<u>Amarillo -</u>	<u>Verde -</u>	<u>Morado -</u>	<u>Azul -</u>
Toser	la fiebre	La garganta	Deprimida	Está
Estornudar	un catarro	La rodilla	Contento	Tenemos
Guardar cama	la temperatura alta	El brazo	Cansada	Voy
Tragar	la pulmonía	La cara	Debíl	Somos
Respirar profundamente	las alergias	El cuerpo	Enferma	Es
Beber mucha agua	la varicela	Los dientes	Sano	Estoy

<u>To cough</u>	<u>Pneumonia</u>	<u>Fever</u>	<u>To sneeze</u>	<u>We are</u>
<u>He or She is</u>	<u>The throat</u>	<u>I go</u>	<u>Chicken Pox</u>	<u>To drink a lot of water</u>
<u>Allergies</u>	<u>To breathe deeply</u>	<u>He or she is</u>	<u>The body</u>	<u>The knee</u>
<u>The arm</u>	<u>A cold</u>	<u>Healthy</u>	<u>Happy</u>	<u>Depressed</u>
<u>To stay in bed</u>	<u>Weak</u>	<u>Tired</u>	<u>To swallow</u>	<u>A high temperature</u>
<u>The face</u>	<u>The teeth</u>	<u>We have (We are)</u>	<u>Sick</u>	<u>I am</u>